

---

# PAUSD School Capacity



Presented to the Board of Education on November 15, 2005

# School Capacities

---

- Enrollment Growth
- Study Objectives
- Elementary Schools
- Middle Schools
- High Schools
- Conclusions



# Enrollment Growth\*

2000-01 to 2005-06

	2000-01	2005-06	Increase	%
Elementary	4,511	4,737	226	5%
Middle	2,255	2,418	163	7%
High	3,150	3,452	302	10%
<b>Total</b>	<b>9,916</b>	<b>10,607</b>	<b>691</b>	<b>7%</b>



\* Excludes Alta Vista, Children's Hospital and Middle College

# Study Objectives

---

- Small Class Size
- Curriculum and Instructional Practices
- Equity Within Budget Limitations
- Reduced Overflows
- Continuity for Special Day Classes
- Board Policy



# Elementary School Capacities

2005-06

- 12 Elementary Schools
- Current Policy/Desired Range: 300-450
- Actual Range: 273-469
- Current General Education Capacity: 4,890
- Special Day Class Capacity: 156



# Elementary School Capacities

2005-06

- Enrollment

	Enroll.	Capacity	Classrooms
General Education	4,645	4,890	237
Special Day Class	92	156	13
<b>Total</b>	<b>4,737</b>	<b>5,046</b>	<b>250</b>



# Elementary School Capacities

2005-06

- Strand

A strand is one classroom per grade level.

Strand(s)	Classrooms	Capacity
1	6	124
2	12	248
3	18	372
4	24	496



# Elementary School Capacities

---

- Potential Three-Strand Schools
  - General Education: 372
    - Addison
    - Barron Park
    - Briones
    - El Carmelo
    - Fairmeadow
    - Hoover
    - Nixon
    - Palo Verde



# Elementary School Capacities

---

- Potential Four-Strand Schools
  - General Education: 496
    - Duveneck
    - Escondido
    - Hays
- Other
  - Ohlone
    - 3.5 Strand\*
    - General Education: 434
  - Greendell
    - 2 Classrooms
    - General Education: 40



\* A 3.5 strand school has 21 classrooms  $(18+24)/2=21$

# Elementary School Capacities

2005-06

- Elementary Special Day Classes  
2005-06
  - Current Special Day Class  
Capacity: 156
  - Current Enrollment

Site	Rooms	Enrollment
Barron Park	2	13
Briones	2	9
Escondido	2	18
Fairmeadow	3	21
Walter Hays	2	18
Nixon	1	8
Ohlone	1	5
<b>Total</b>	<b>13</b>	<b>92</b>



# Square Footage

- Elementary Schools: 59 Sq. Ft. Recommended by CDE\*

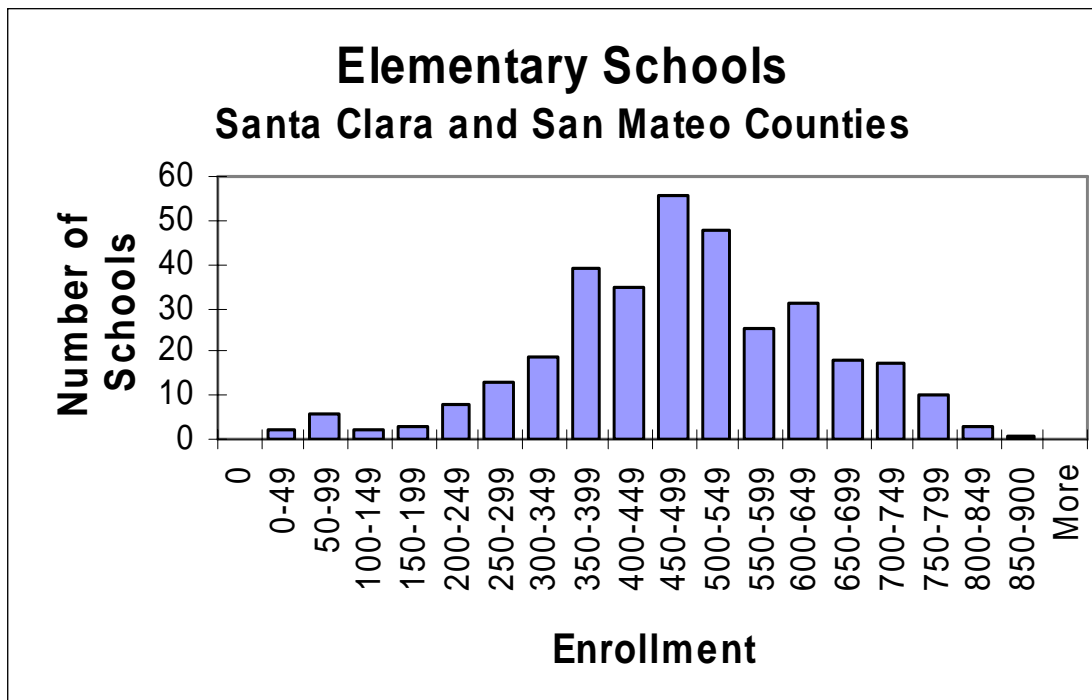
School	Grade K-5	Actual Sq Ft	Sq Ft/Student
Addison	386	36,179	94
Barron Park	291	33,520	115
Briones	284	38,588	136
Duveneck	446	53,193	119
El Carmelo	368	36,400	99
Escondido	486	46,825	96
Fairmeadow	374	30,787	82
Hays	487	46,491	95
Hoover	366	30,760	84
Nixon	407	43,616	107
Ohlone	434	40,149	93
Palo Verde	380	32,563	86
Greendell	40	N/A	N/A



\* CDE= California Department of Education

# Comparison Schools

- Elementary School Enrollments  
(Source: CDE 04-05)



# Comparison Schools

- Elementary Schools

Top 10 API Santa Clara County Schools (Source: CDE 04-05)		
District	School	Enroll.
Santa Clara USD	Millikin Elem	365
PAUSD	Hoover Elem	366
Los Altos Elem SD	Oak Ave Elem	419
Cupertino Union Elem SD	Murdock-Portal Elem	484
Cupertino Union Elem SD	Blue Hills Elem	528
Saratoga Union Elem SD	Argonaut Elem	529
Los Altos Elem SD	Loyola Elem	530
Los Altos Elem SD	Almond Elem	581
Cupertino Union Elem SD	Faria Elem	581
Cupertino Union Elem SD	Regnart Elem	632

- Median: 529
- Mean: 501



# Middle School Capacities

2005-06

---

- 3 Middle Schools
- Current Policy/Desired Range: 600-900\*
- Actual Range: 660-882\*

\* Special Day Classes are included.  
All secondary schools have Special Day  
Classes.



# Middle School Capacities

2005-06

- Total Enrollment: 2,422
- Total Classrooms: 147
- Capacity: 2,988\*
- Recommended Capacity: 2,575\*

JLS	950
Jordan	950
Terman	675

\*Not every room is used every period at a middle school.



# Square Footage

- Middle Schools: 80 Sq. Ft. Recommended by CDE\*

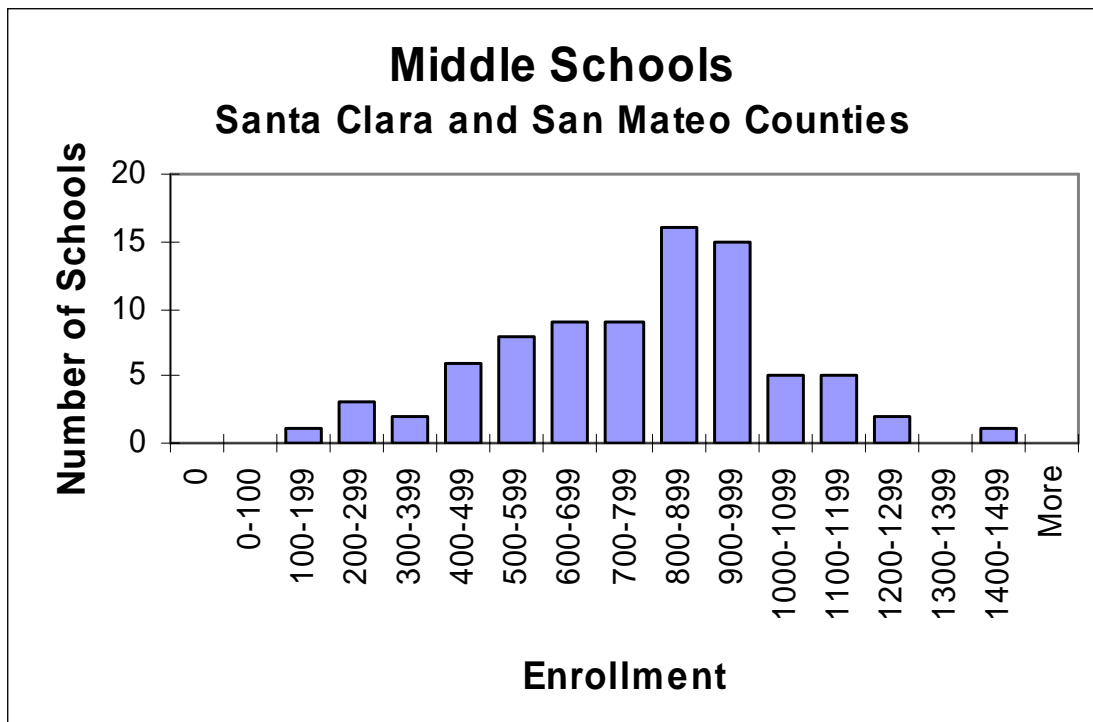
School	Grade 6-8	Actual Sq Ft	Sq Ft/Student
JLS	872	109,452	126
Jordan	813	114,046	140
Terman	625	79,143	127
<b>Totals</b>	<b>2,310</b>	<b>302,641</b>	<b>131</b>



\* CDE= California Department of Education

# Comparison Schools

- Middle School Enrollments  
(Source: CDE 04-05)



# Comparison Schools

- Middle Schools

Top 10 API Santa Clara County Schools (Source: CDE 04-05)		
District	School	Enroll.
Loma Prieta Jt USD	English Middle	261
Los Altos Elem SD	Blach	433
Los Altos Elem SD	Egan Interm.	515
PAUSD	Terman Middle	626
PAUSD	JLS Middle	807
Saratoga Union Elem SD	Redwood Middle	933
Los Gatos Union SD	Raymond J. Fisher Middle	978
Cupertino Union Elem SD	Cupertino Middle	1166
Cupertino Union Elem SD	Miller Middle	1258
Cupertino Union Elem SD	Kennedy Middle	1410

- Median: 870
- Mean: 839



# High School Capacities

2005-06

- Current Policy/Desired Range:  
1,200-1,800\*
- Actual Range: 1,709-1,743\*

\* Special Day Classes are included.  
All secondary schools have Special Day  
Classes.



# High School Capacities

2005-06

- Total Enrollment: 3,452
- Total Classrooms: 187
- Capacity: 4,150\*
- Recommended Capacity: 3,900\*

Gunn	1,950
Paly	1,950



\* Not every room is used every period at a high school.

# Square Footage

- High Schools: 92 Sq. Ft. Recommended by CDE\*

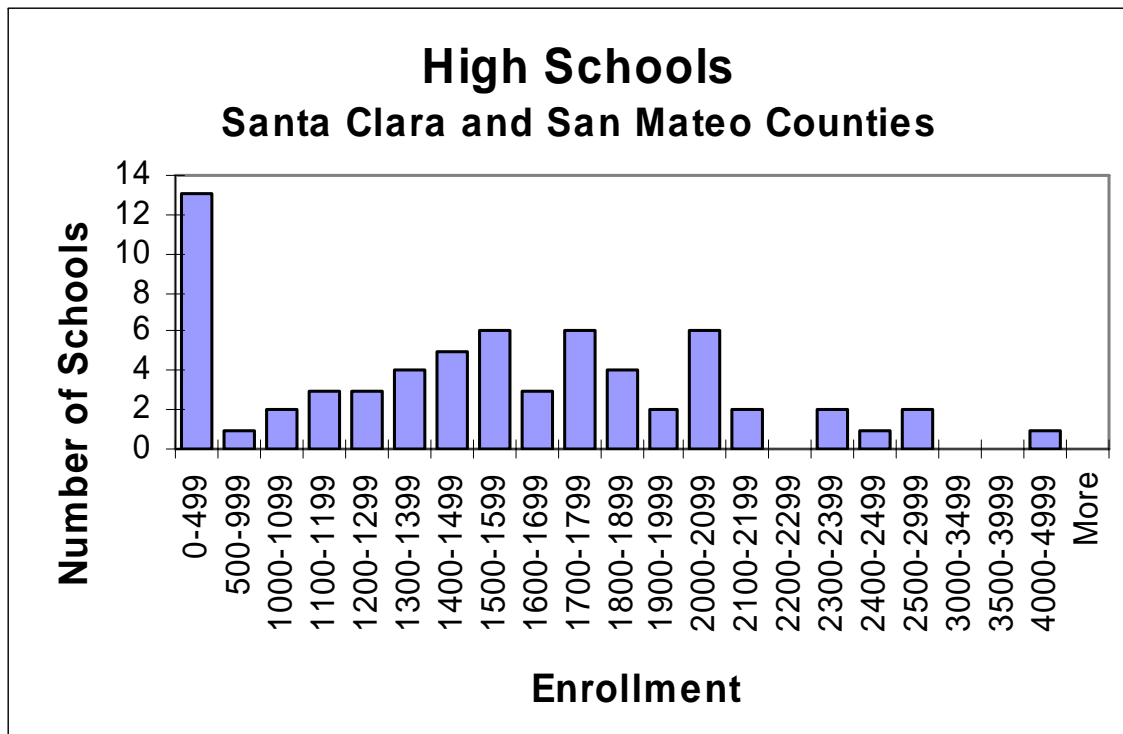
School	Grade 9-12	Actual Sq Ft	Sq Ft/Student
Gunn	1710	197,279	115
Palo Alto	1659	250,641	151



\* CDE= California Department of Education

# Comparison Schools

- High School Enrollments  
(Source: CDE 04-05)



# Comparison Schools

- High Schools

Top 10 API Santa Clara County Schools (Source: CDE 04-05)		
District	School	Enroll.
Los Gatos-Saratoga Jt Union	Saratoga High	1327
Los Gatos-Saratoga Jt Union	Los Gatos High	1696
PAUSD	Palo Alto High	1698
PAUSD	Gunn High	1731
Mountain View-Los Altos Union HSD	Mountain View High	1766
San Jose Unified SD	Leland High	1791
Fremont Union HSD	Lynbrook High	1850
Fremont Union HSD	Homestead High	2001
Eastside Union High SD	Evergreen Valley High	2124
Fremont Union HSD	Monta Vista High	2393

- Median: 1,779
- Mean: 1,838



# Conclusions

---

- Elementary - General Education
  - Classrooms: 237
    - Current Enrollment: 4,645
    - Current Capacity: 4,890
  - Three/Four Strand Classrooms: 239
    - Three/Four Strand Capacity: 4,938
  - Potential Classrooms: 246
    - Potential Capacity: 5,062



# Conclusions

---

- Elementary – Special Day Class
  - Classrooms: 13
  - Current Enrollment: 92
  - Capacity: 156\*

\* A maximum of one additional Special Day Class is anticipated over the next six years.



# Conclusions

---

- Middle Schools
  - Classrooms: 147
  - Current Capacity: 2,988
  - Recommended Capacity: 2,575



# Conclusions

---

- High Schools
  - Classrooms: 187
  - Current Capacity: 4,150
  - Recommended Capacity: 3,900



---

To obtain a copy of this presentation,  
please go to:

<http://www.pausd.org>

